



MONASH
University

MONASH
ARTS

CHANGING SOCIETY: TRUST LANDSCAPES -

Professor Andrew Markus

POLICE CONFERENCE

MAY 2018



- Scanlon Foundation surveys
- Scanlon-Monash Index
- Experience of discrimination
- Trust – political system
- Trust – institutions
- Sub-groups of the population

THE SCANLON FOUNDATION SURVEYS 2007-2017

CANLON FOUNDATION SURVEYS: SAMPLE SIZE

	National	Local	Experimental
2007	2,000	1,500	
2009	2,000		
2010	2,000	1,800	
2011	2,000		
2012	2,000	2,000	
2013	1,200	2,500	2,300
2014	1,500		1,070
2015	1,500		10,548 20 languages +50 focus groups
2016	1,500		
2017	2,290		2,290 412
Total	17,900	7,800	16,530

THE SCANLON-MONASH INDEX: THE BROAD TREND



CANLON-MONASH INDEX (SMI) OF SOCIAL COHESION

	2007	2009	2010	2011	2012	2013	2014	2015	2016	2017
Average	100	101.2	92.6	93.8	94.4	88.5	89.5	92.5	89.3	88.5

3 steps, 1 up, 2 down

DOMAINS OF SOCIAL COHESION INDEX SCORE: 2017

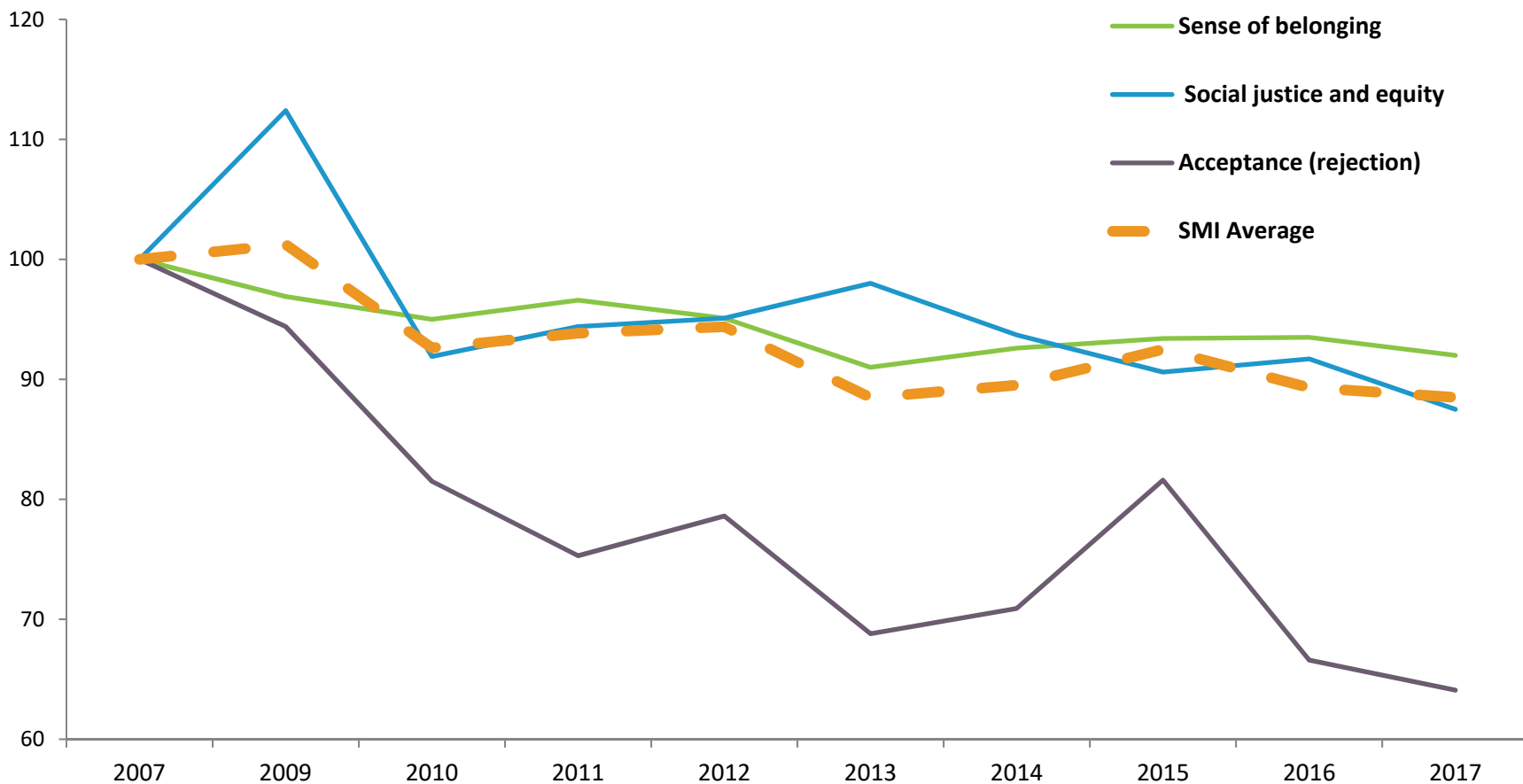
DOMAIN	2007 benchmark	2017
BELONGING	100	92
WORTH	100	95
SOCIAL JUSTICE	100	88
PARTICIPATION (political)	100	104
REJECTION*	100	64

*Diverse immigration intake; experience of discrimination;
government support of ethnic communities to maintain culture;
expectation of life in three or four years

'In three or four years, do you think that your life in Australia will be ...'

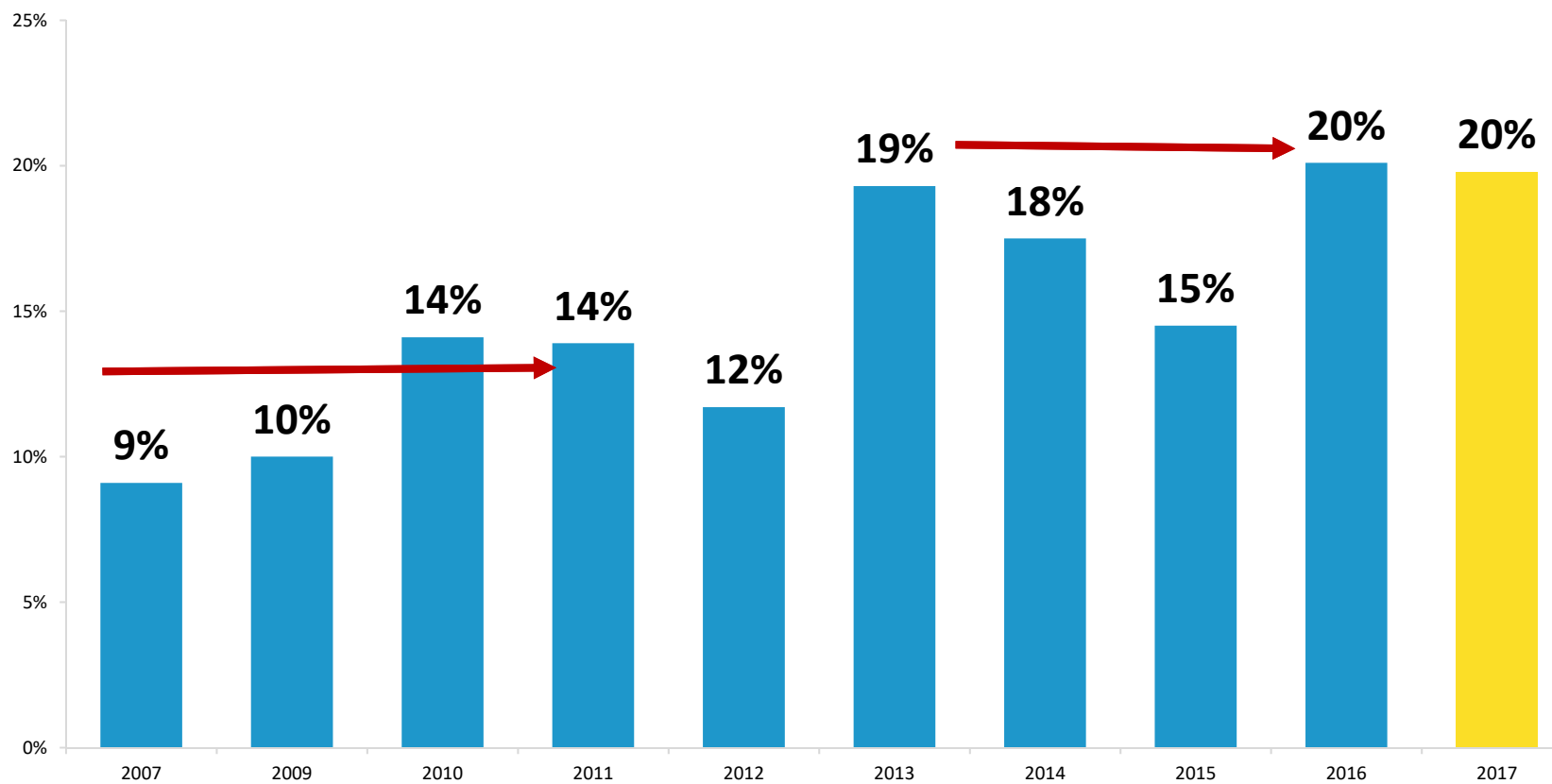
	2007	2017
Much improved/ Improved	49%	45%
Much worse/ A little worse	11%	19%

SMI and SELECTED DOMAINS



EXPERIENCE OF DISCRIMINATION/ ATTITUDES TO MINORITIES

EXPERIENCE OF DISCRIMINATION



DISCRIMINATION IN IMMIGRATION SELECTION POLICY, 2017

	Should be possible to reject on basis of <u>race or ethnicity</u> on basis of <u>religion</u>
Strongly agree	7.4%	9.4%
Agree	8.4%	10.7%
Sub-total agree	16%	20%

ATTITUDES TO FAITH GROUPS, 2015-17

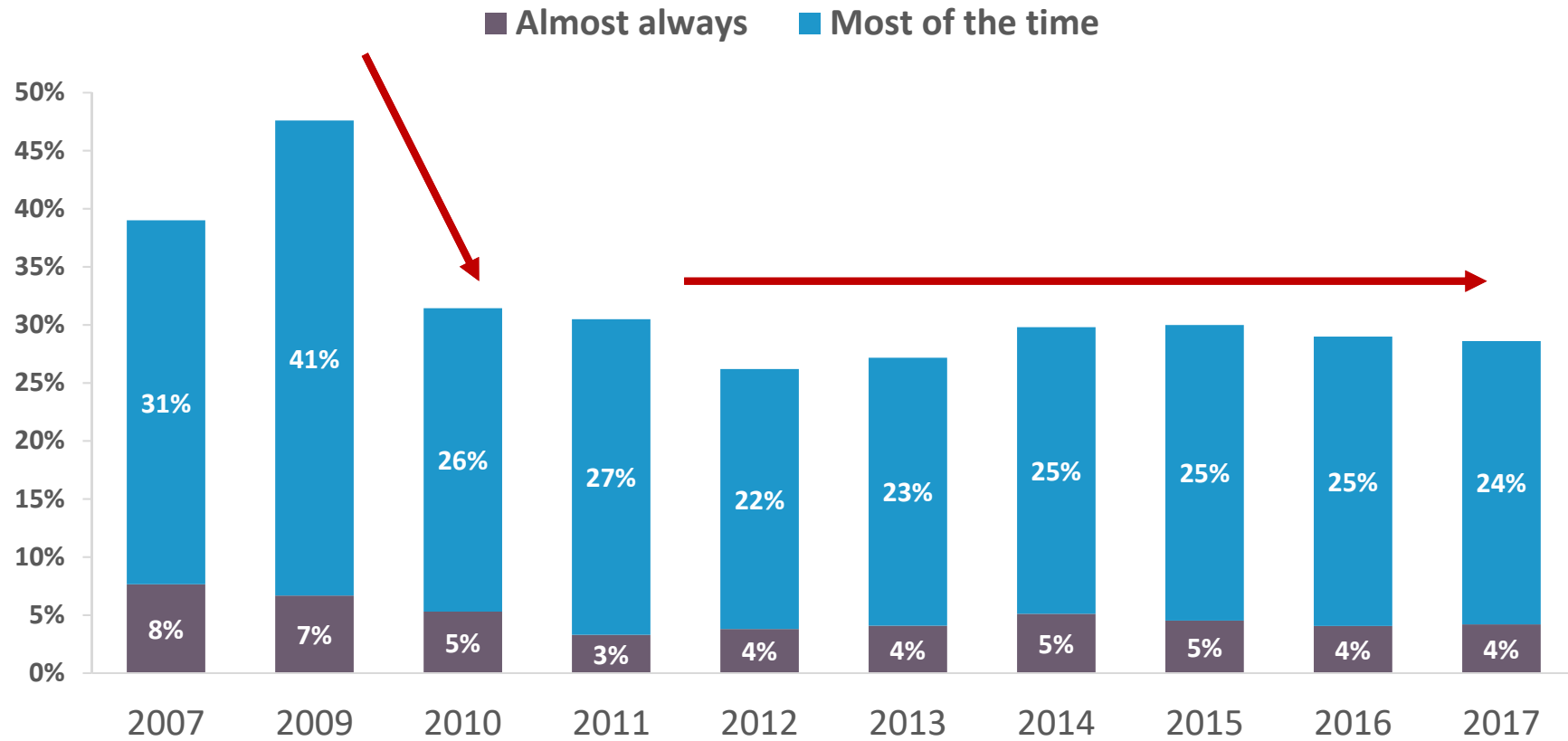
	Christian	Buddhist	Muslim
Very negative	2%	2%	13%
Negative	3%	2%	12%
Total negative	6% (12%)	4% (6%)	*25% (**41%)

*** Interviewer administered (** Self-administered)**

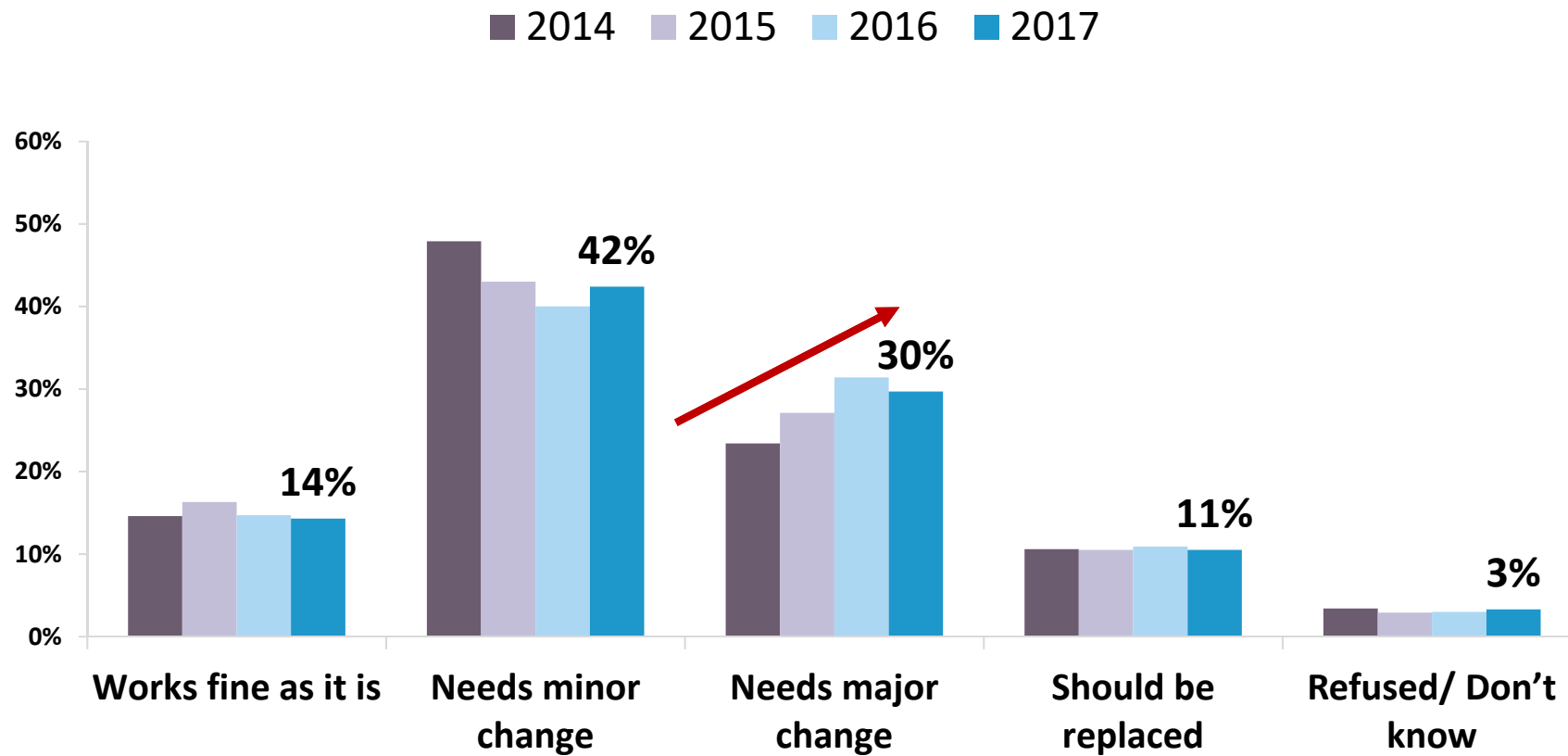
Social Desirability Bias

TRUST: POLITICAL SYSTEM

'How often do you think the government in Canberra can be trusted to do the right thing for the Australian people?' Response: 'Almost always' or 'most of the time',



'Would you say the system of government we have in Australia works fine as it is, needs minor change, needs major change, or should be replaced?'



'How much do you trust the national government to do what is right for our country?' Pew Research Centre, 2017

	Australia	Canada
A lot	7%	20%
Somewhat	41%	47%
Total	48%	67%

INSTITUTIONAL TRUST

Australian institutions, level of trust – Scanlon Foundation, 2013

	'A lot of trust'	'Some trust'	'A Lot' + 'some'
Hospitals	53	35	88
Police	53	34	87
Employers	23	53	76
Legal system	23	44	67
TV news	11	50	61
Trade unions	9	40	49
Federal parliament	7	39	46
Political parties	3	36	39

Institutional trust - ranking

Essential Report, 2012	ANU Poll, 2014
Australian Defence Force	Australian Defence Forces
Federal Police	Police
Federal and High Courts	Universities
Our intelligence agencies like ASIO	Courts, legal system
Reserve Bank	Public service
Family Court	Banks, financial institutions
Commonwealth Public Service	Churches, religious institutions
Business and banking regulators	Federal parliament
	Unions

World Values Survey, selected countries 2011-13

‘How much confidence do you have in the police?’

	Aust.	Germany	Sweden	USA	Russia	Mexico	Pakistan
Great deal/ Quite a lot	83%	82%	79%	68%	32%	28%	21%
Not very much/ None at all	16%	17%	20%	30%	64%	72%	68%

SUB-GROUPS OF THE AUSTRALIAN POPULATION

Australian institutions, level of trust – Scanlon Foundation, 2015

'A lot' + 'some trust'	Third generation Australian	Arrived 2001-2015
Doctors	92	83
Hospitals	92	84
Police	92	79
Legal system/ law courts	72	68
Employers	77	57
Federal parliament	51	44
Political parties	40	28

'Have you experienced discrimination because of your skin colour, ethnic origin or religion over the last 12 months?', Australia by country of birth, 2015

Au-born, both parents Au born		Europe		Asia		Africa	
SEIFA 10	7%	UK	11%	Iran	23%	All Africa (excl. S.Africa)	~55%
SEIFA 9	12%	Netherlands	12%	Iraq	24%	Sudan, South	77%
SEIFA2	25%	Italy	13%	Vietnam	24%		
SEIFA1	27%	Greece	14%	Indonesia	27%		
		Germany	15%	Philippines	30%		
Indigenous	59%	France	22%	Malaysia	37%		
				India	39%		
				China	39%		

‘Where have you experienced discrimination?’,
Australia by COB/ ancestry, 2015

	3gen Au.	Au- NESB	UK	NZ	India	China + HK	South Korea	South Sudan
Street	12%	16%	5%	15%	22%	27%	42%	61%
Work	7%	16%	5%	26%	19%	22%	20%	61%
Transport	4%	11%	3%	4%	13%	16%	24%	70%
In contact with police	2%	5%	1%	4%	5%	7%	11%	62%

Institutional trust, Australia by COB, 2015

	Australia	United Kingdom	New Zealand	China & Hong Kong	India	Iran	Afghanistan	South Sudan
	%	%	%	%	%	%	%	%
Doctors	88	95	84	80	87	81	93	82
Medicare	78	83	78	83	87	89	94	89
Hospitals	87	95	83	81	88	83	85	87
Police	81	80	68	76	87	87	90	26
Public schools	75	62	72	65	80	71	78	79
Charitable organisations	60	71	60	60	66	74	66	61
Legal system/ Law courts	59	80	52	78	79	68	81	53
Centrelink	49	49	38	73	70	85	93	80
Employers	69	73	63	49	64	41	61	20
Department of Immigration	37	41	27	72	77	70	76	35
Trade unions	34	29	32	44	49	37	49	25
Federal parliament/ Parliament in Canberra	30	29	17	50	63	39	58	24
Real estate agents	23	37	22	28	36	40	55	14
Political parties	19	21	10	19	39	28	43	15
AVERAGE	56	60	50	61	69	64	73	49
N (unweighted)	5061	86	384	184	152	226	171	142

Most people can be trusted' / 'You can't be too careful' ,
Australia by COB, 2015

	China & HK	India	Iran	UK	Iraq	Vietnam	Turkey	Afghan.	South Korea	NZ	South Sudan
	%	%	%	%	%	%	%	%	%	%	%
'Most people can be trusted'	65	51	50	47	32	32	30	29	28	25	4
'You can't be too careful'	22	29	28	47	55	48	52	22	48	66	73
Can't choose/ Don't know	13	20	23	5	13	20	18	47	24	9	23
N (unweighted)	184	152	226	86	90	144	71	171	235	384	142

SURVEY FINDINGS

Social cohesion

- Decline since 2007; stabilised last five years
- Domains of concern: social justice, experience of discrimination
- Capacity to mobilise / impact of social media

High level of trust in police force

- Relative to courts of law, other institutions
- Relative to trust in a number of countries

Qualification

- Trust is not uniform across segments of society; alienated minorities